

PERTRONIC INDUSTRIES LTD



8-Way Common Relay Board Installation Note

Overview:

The **8-Way Common Relay Board** may be used with **F100A**, **F120A** and **F16e** panels, where clean contacts are required instead of Open-Collector outputs.

The board contains 8 relays, each of which is operated from the panel's Open-Collector output.

The relay outputs may be isolated due to 'ACF Isolate' or 'Warning Isolate', using inputs provided from the panel's 'ACF' and 'WRN SYS' outputs. Each relay has three jumper links (+, A, W) provided to select the desired mode. **NOTE:** Only **ONE** jumper can be inserted at a time for each relay.

Each relay is single-pole, rated 2A @ 24V with all contacts available.

A 10-pin IDC connector connects the relay board to the **F100A**, **F120A** or **F16e** panel's Open-Collector output.

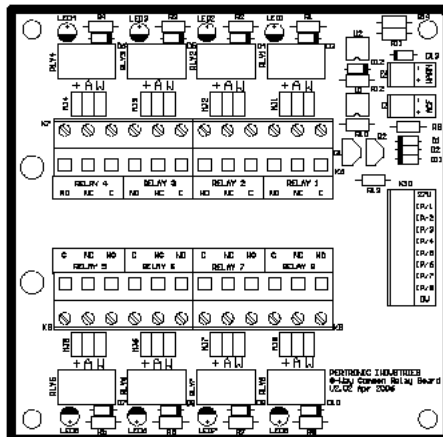
The relay contact connectors support cables up to 2.5mm² and are compatible with a standard 4mm screwdriver.

To reduce wiring congestion, the connectors on the PCB have been arranged so that the wiring loom flows from the edge of the board, to the centre and out to the connectors. Two holes are provided for cable ties to secure the loom.

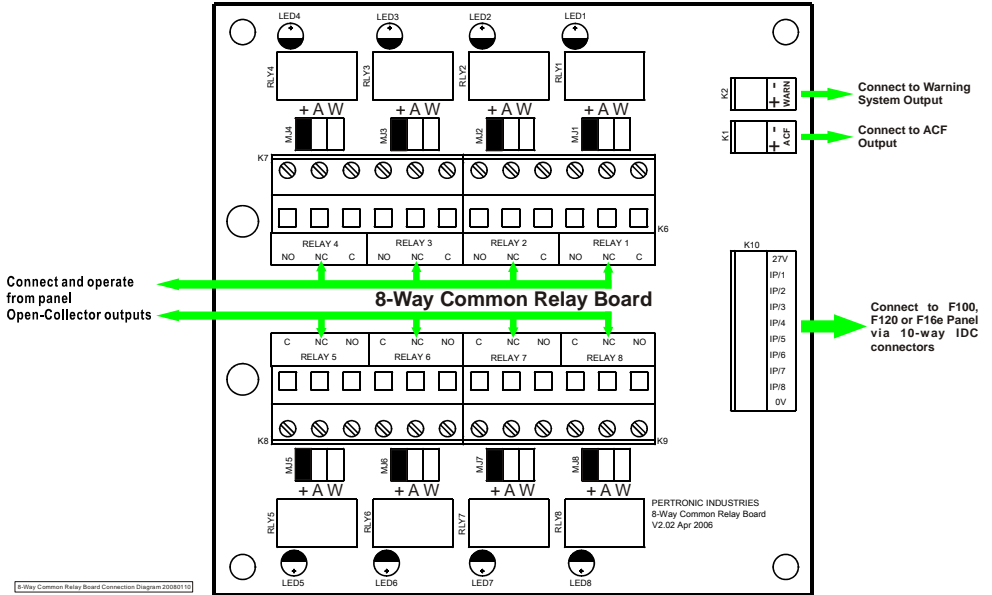
Specifications:

Dimensions:	93 x 92	W x Hmm
Mounting Holes:	86.5 x 85	W x Hmm
Operating Voltage	27.4Vdc maximum	
Operating Current:	10mA per activated relay @ 27Vdc	
10-Way Connector (K10) Pin-Out:	Pin 1:	+27.4Vdc
	Pins 2-9:	Open-Collectors 1-8
	Pin 10:	0V
2-Way Connector (K1) Pin-Out:	Pin 1:	ACF -
	Pin 2:	ACF +
2-Way Connector (K2) Pin-Out:	Pin 1:	WARN -
	Pin 2:	WARN +
Relay Contacts:	SPDT; 2A @ 24Vdc	

Diagram:

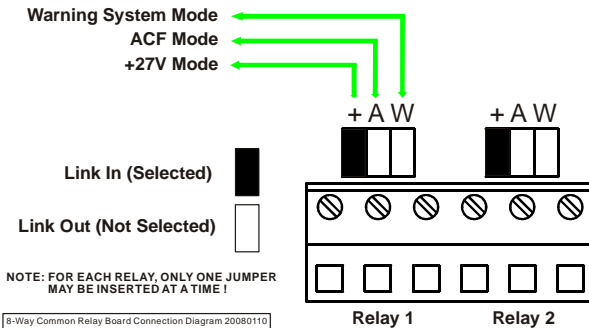


Connection Diagram:



8-Way Common Relay Board Connection Diagram 20080110

Links:



8-Way Common Relay Board Connection Diagram 20080110

Open-Collector Link	OFF	ON				ON				ON			
	+A/W	+				A				W			
Warn Sys Relay	OFF/ON	OFF	ON	OFF	ON	OFF	ON	OFF	ON	OFF	ON	OFF	ON
ACF Relay	OFF/ON	OFF	OFF	ON	ON	OFF	OFF	ON	ON	OFF	OFF	ON	ON
Relay Output	OFF	ON	ON	ON	ON	OFF	OFF	ON	ON	OFF	ON	OFF	ON

Note: When the A or W link is selected, operation of the relay requires the appropriate ACF or Warn Sys relay to operate at the panel.

Product Code:

Description	Product Code
8 Open Collector O/P to 8-Way Relay Board	8WOC-RLY